



Cooling Problems

Engine overheating is most often caused by running the engine too lean or because the cooling air for the cylinder head is blocked. If the mixture is too lean, simply allow the engine to cool, richen the mixture and try it again. Bodies must have holes cut in them to allow for cooling air to circulate over the surface of the cylinder head. On most bodies, it is a good idea to cut part of the wind-shield out and part of the back window to allow for additional cooling.

Factory Settings for GO.18

All new engines are assembled with what we will term 'factory settings'. These settings should allow almost all engines to be started up and allow for minimal adjustment for running in purposes.

Bearing this in mind, we are offering you the opportunity of re-adjusting to the 'factory settings' based on engines currently held in stock.

Main Needle Valve – High Speed Adjustment (HSA)

Screw down until resistance is met, and no further movement is apparent. RE-OPEN 3 1/4 TURNS.

Throttle Adjustment Screw – Idle Adjustment (IA)

Gently shut off carburettor sliding body and slowly re-open by means of adjusting screw.

ADJUST SCREW UNTIL APPROX 1 or 1 1/4mm OF APERTURE APPEARS BETWEEN THE END OF THE THROTTLE BODY AND AIR INTAKE APERTURE.

Sub Throttle Needle Valve – Low Speed Adjustment (LSA)

With adjustment screw setting in place, close off the throttle body against the screw. Very gently screw in the needle valve until it closes off the supply fuel nozzle and is prevented from re-opening by the entry of the needle valve into the centre hole of the fuel nozzle (work with great care with this one - we are only looking for minimal frictional contact between both parts). RE-OPEN VALVE 2 1/2 TURNS.

Glossary of Carburettor Functions

Main Needle Valve (High Speed)

The main needle mixture screw controls how much fuel enters the engine during mid- to high-speed operation. The screw is turned clockwise to lean (less fuel) and anti-clockwise to richen (more fuel)

Sub Throttle Valve (Low Speed)

This screw meters the fuel at low speeds. The low-speed mixture screw is located in the end of the carburetor, inside the throttle arm.

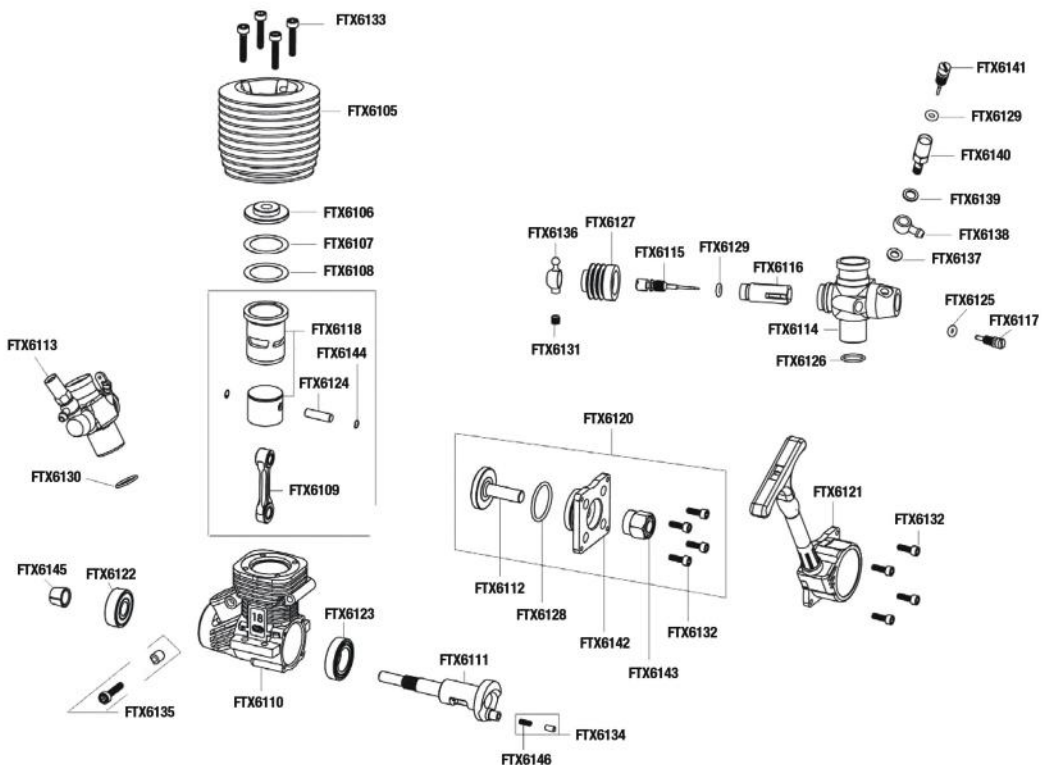
This screw controls how much fuel enters the engine at idle and low throttle. This adjustment will smooth the idle and improve the acceleration to mid speed. Make this adjustment with the throttle closed, after setting the idle. The screw is turned clockwise to lean (less fuel) and anti-clockwise to richen (more fuel)

Throttle Adjustment Screw

The throttle adjustment screw regulates the throttle opening to control the idle speed. The screw is turned clockwise for a higher idle speed and anti-clockwise for a lower idle speed.



18S EXPLODED VIEW & PARTS LIST




PART NO.	DESCRIPTION
FTX6105	Cylinder Head, Blue
FTX6106	Burn Room,(18)
FTX6107	Burn Room Washer 0.2mm
FTX6108	Burn Room Washer 0.3mm
FTX6109	Connecting Rod
FTX6110	Crankcase, Side Exhaust
FTX6111	Crankshaft 12mm
FTX6112	T Axle
FTX6113	Carburetor Completely Set (Slide)
FTX6114	Carburetor Main Body (Slide)
FTX6115	Throttle Needle (Slide)
FTX6116	Throttle (Slide)
FTX6117	Throttle stop adjustment screw
FTX6118	18 Cylinder Sleeve/Piston 3P
FTX6119	18 Cylinder Completely Set 3P
FTX6120	T start Axle completely Set 15.18
FTX6121	Pull Starter Completely Set
FTX6122	Ball Bearing 7mm
FTX6123	Ball Bearing 12mmx21
FTX6124	Piston Gudgeon pin 4x14 For RTR
FTX6125	"O" Ring 2x1.8
FTX6126	"O" Ring 10x1
FTX6127	Throttle Boot-15.18
FTX6128	"O"Ring 17x1.5
FTX6129	"O" Ring 2.9x1.78
FTX6130	"O" Ring 12x1.5
FTX6131	Screw 3x3
FTX6132	Screw 2.6x6 4pcs
FTX6133	Screw 3x14 4pcs
FTX6134	Starter Gudgeon Pin For 15.18.20
FTX6135	Carburetor Setting Pin for Side 15.18
FTX6136	Throttle Screw Cap
FTX6137	Fuel Supply washer 7.5x4
FTX6138	Fuel Supply Nipple
FTX6139	Fuel Supply Washer, Aluminum 7.5x5
FTX6140	Main Needle Seat
FTX6141	Main Needle
FTX6142	"T" Axle Connective Set For 15.18.20
FTX6143	One way shaft
FTX6144	"G" Pin 2pcs/set
FTX6145	Brass Cone
FTX6146	Engage Spring for GO.18 3pcs

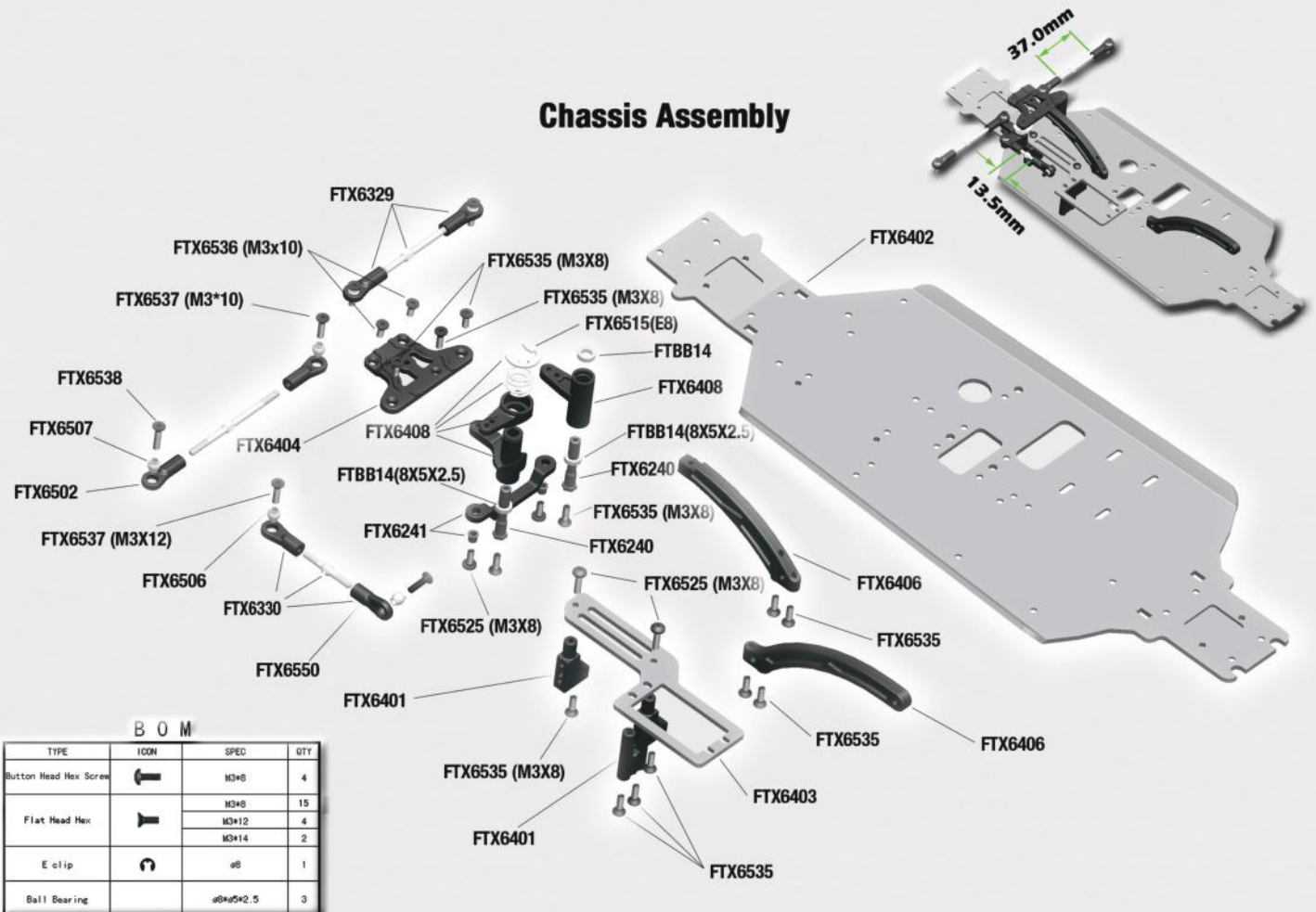




Shock Absorber Assembly



Chassis Assembly



B O M

TYPE	ICON	SPEC	QTY
Button Head Hex Screw		M3*8	4
Flat Head Hex		M3*8	15
		M3*12	4
		M3*14	2
E clip		#6	1
Ball Bearing		#8x#5x2.5	3

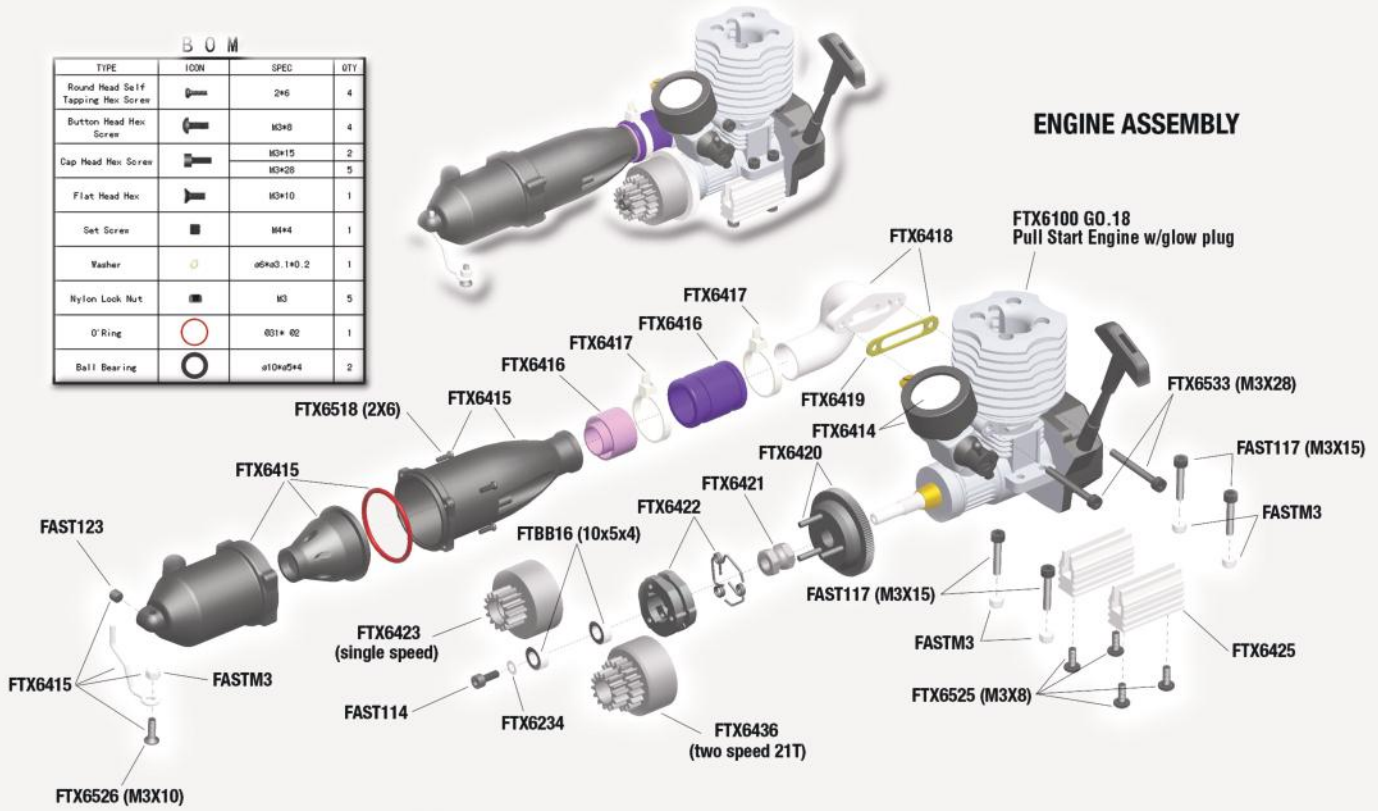




B O M

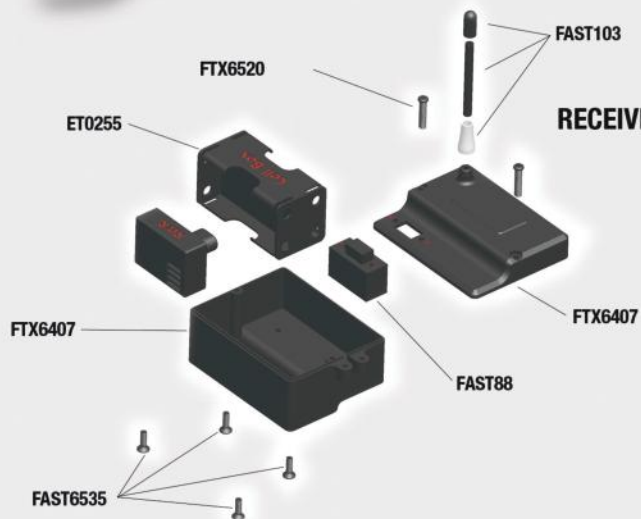
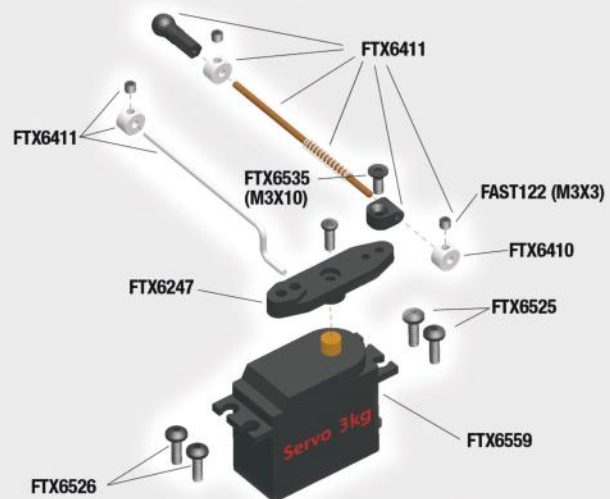
TYPE	ICON	SPEC	QTY
Round Head Self Tapping Hex Screw		2#6	4
Button Head Hex Screw		M3#8	4
Cap Head Hex Screw		M3#15	2
		M3#28	5
Flat Head Hex		M3#10	1
Set Screw		M4#4	1
Washer		ø6xø3.1x0.2	1
Nylon Lock Nut		M3	5
O'Ring		Ø31* Ø2	1
Ball Bearing		ø10xø5#4	2

ENGINE ASSEMBLY






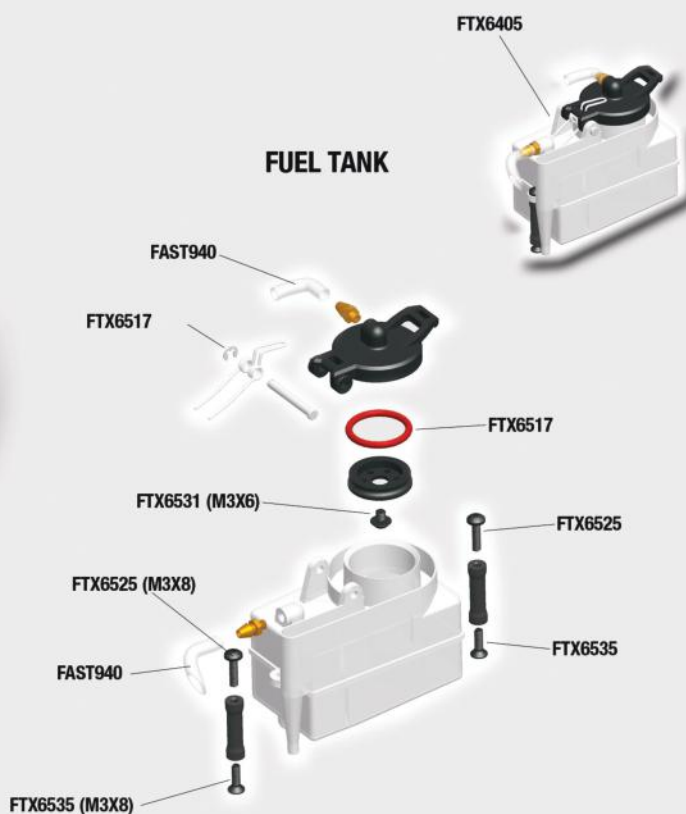
STEERING SERVO



RECEIVER ASSEMBLY



MT WHEELS





FUEL TANK





PARTS LIST

<p>Front Shock Tower 1pc</p>  <p>FTX6200</p>	<p>Rear Shock Tower 1pc</p>  <p>FTX6201</p>	<p>Front Shocks 2pc</p>  <p>FTX6202</p>	<p>Rear Shock Tower 2pc</p>  <p>FTX6203</p>
<p>Front Shock Spring 2pc</p>  <p>FTX6204</p>	<p>Rear Shock Spring 2pc</p>  <p>FTX6205</p>	<p>Front Shock Shaft & Piston Set 2sets</p>  <p>FTX6206</p>	<p>Rear Shock Shaft & Piston Set 2sets</p>  <p>FTX6207</p>
<p>Front Shock Body 2pc</p>  <p>FTX6208</p>	<p>Rear Shock body 2pc</p>  <p>FTX6209</p>	<p>Shock Upper Cap 2sets</p>  <p>FTX6210</p>	<p>Shock Lower Caps 2sets</p>  <p>FTX6211</p>
<p>Shock Lower holder & Adjust Ring 2sets</p>  <p>FTX6212</p>	<p>Front Lower Susp. Arm 2pc</p>  <p>FTX6320</p>	<p>Rear Lower Susp. Arm 2pc</p>  <p>FTX6321</p>	<p>Steering Knuckle Arm 1set</p>  <p>FTX6215</p>
<p>Uprights 2pc</p>  <p>FTX6216</p>	<p>Front CVD 2pc</p>  <p>FTX6322</p>	<p>Rear Hub Carrier 2pc</p>  <p>FTX6217</p>	<p>Rear Drive Shaft 2pc</p>  <p>FTX6213</p>
<p>Rear Dogbones 2pc</p>  <p>FTX6323</p>	<p>Front Susp. Holders 2pc</p>  <p>FTX6220</p>	<p>Rear Susp. Holders 2pc</p>  <p>FTX6221</p>	<p>Bumper 1Set</p>  <p>FTX6324</p>





PARTS LIST

<p>Gearbox Housing Set 2pcs</p>  <p>FTX6225</p>	<p>Diff 16T Gear Washer 6pcs</p>  <p>FTX6226</p>	<p>Diff Drive Gear w/pin 2sets</p>  <p>FTX6227</p>	<p>Diff Gearbox Set 1set</p>  <p>FTX6236</p>
<p>Diff Case 2pcs</p>  <p>FTX6228</p>	<p>Diff Drive Spur Gear 2pcs</p>  <p>FTX6229</p>	<p>Diff Drive Gear 2pcs</p>  <p>FTX6230</p>	<p>Diff Bevel Gear S. 4pcs</p>  <p>FTX6231</p>
<p>Diff Bevel Gear B. 4pcs</p>  <p>FTX6232</p>	<p>Diff Pin 2pcs</p>  <p>FTX6233</p>	<p>Washer 6pcs</p>  <p>FTX6234</p>	<p>Diff Drive Cup 4pcs</p>  <p>FTX6235</p>
<p>Center Coupler 3pcs</p>  <p>FTX6237</p>	<p>Body Post 2pcs</p>  <p>FTX6325</p>	<p>Servo Saver 1set</p>  <p>FTX6626</p>	<p>Servo Saver Post 2pcs</p>  <p>FTX6240</p>
<p>Steering Ackerman</p>  <p>FTX6241</p>	<p>Wheel Complete 2sets</p>  <p>FTX6310W FTX6310B</p>	<p>Rim 2pcs</p>  <p>FTX6315W FTX6315B</p>	<p>Front Upper Susp. Arm 2sets</p>  <p>FTX6327</p>
<p>Rear Upper Susp. Arm 2sets</p>  <p>FTX6328</p>	<p>Steering Arm 2sets</p>  <p>FTX6329</p>	<p>Servo Linkage 1pc</p>  <p>FTX6330</p>	<p>Wheel Hub 4 pcs</p>  <p>FTX6224</p>







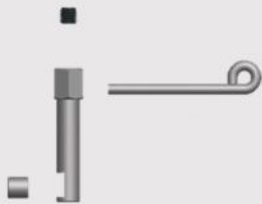
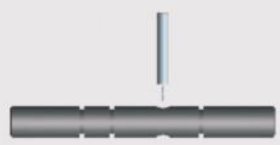


PARTS LIST

<p>FTX6224 - Wheel Hub 4pcs</p> 	<p>FAST123 - Antenna Pipe Set 2sets</p> 	<p>FTX6408 - Servo Saver (EP) 1set</p> 	<p>FTX6419 - Manifold Gasket 6pc</p> 
<p>FTX6401 - Servo & Upper Plate Mounts 1set</p> 	<p>FTX6402 - Chassis Plate 1pc</p> 	<p>FTX6403 - Upper Plate 1pc</p> 	<p>FTX6404 - Upper Steering Plate</p> 
<p>FTX6405 - Fuel tank Set 1set</p> 	<p>FAST940 - Fuel Line 2pcs</p> 	<p>FTX6406 - Front/Rear Chassis Brace</p> 	<p>FTX6407 - Receiver Box 1set</p> 
<p>FAST88 - Switch Cover 2pcs</p> 	<p>FTX6247 - Servo Horns</p> 	<p>FTX6409 - Chassis Brace mount 1pc</p> 	<p>FTX6410 - Stopper 6pcs</p> 
<p>FTX6411 - Throttle Linkage 1set</p> 	<p>FTX6412 - Central Dongbone F. 1pc</p> 	<p>FTX6413 - Central Dongbone R. 1pc</p> 	




























PARTS LIST

<p>FTX6100 GO.18 Pull Start Engine</p> 	<p>FTX6414 - Air filter 1Set</p> 	<p>FTX6415 - Tuned Pipe 1Set</p> 	<p>FTX6416 - Silicone Coupler 1Set</p> 
<p>FTX6417 - Zip Tie 6pcs</p> 	<p>FTX6418 - Manifold 1Set</p> 	<p>FTX6420 - Flywheel 1pc</p> 	<p>FTX6421 - Clutch Nut 2pcs</p> 
<p>FTX6422 - Clutch Shoes & Springs</p> 	<p>FTX6423 - Clutch Bell(14T) 1pc</p> 	<p>FTX6424 - 50T Gear (Single Speed)1pc</p> 	<p>FTX6425 - Engine mount 2pcs</p> 
<p>FTX6426 - Central Transmission Complete 1Set (Single Speed)</p> 	<p>FTX6427 - Central Transmission Bulkheads 2pcs</p> 	<p>FTX6428 - Brake Post 1Set</p> 	<p>FTX6429 - Brake Set 1set</p> 
<p>FTX6430 - Brake Cup 2pcs</p> 	<p>FTX6431 - Single Speed Shaft w/pin</p> 	<p>FTX6436 - Clutch Bell (2 speed) 1pc (option)</p> 	<p>FTX6435 - Central Transmission Complete 1Set (two Speed) (option)</p> 
<p>FTX6437 - Two Speed Clutch 1Set (option)</p> 	<p>FTX6438 - Two Speed Shaft 1pc (option)</p> 	<p>FTX6439 - 50T Two Speed Gear 1pc (option)</p> 	<p>FTX6440 - 45T Two Speed Gear 1pc (option)</p> 





























PARTS LIST

<p>FTX6550 - Body Clip (Medium Size) 6pcs</p> 	<p>FTX6551 - Body Clip(Small Size) 6pcs</p> 	<p>FTX6500 - Shock Ball End 6pcs</p> 	<p>FTX6501- Servo Link Ball End 6pcs</p> 
<p>FTX6502 - Steering Linkage Ball End 6pcs</p> 	<p>FTX6503 - Rear Upper Linkage Ball End 6pcs</p> 	<p>FTX6504 - Sway Bar Fix Plate 6pcs</p> 	<p>FTX6505 - Sway Bar Holders 6pcs</p> 
<p>FTX6506 - Ball A 6pcs</p> 	<p>FTX6507 - Ball B 6pcs</p> 	<p>FTX6508 -Ball C 6pcs</p> 	<p>FTX6509 - Ball D 6pcs</p> 
<p>FTX6510 - Shock O-ring (Lower) 6pcs</p> 	<p>FTX6511 - Diff O-ring Seal 6pcs</p> 	<p>FTX6512 - O-ring (Upper) - 6pcs</p> 	<p>FTX6441 - Tuned Pipe Seal & Fuel Tank Seal 1 set</p> 
<p>FTX6513 - Pin 2x10 6pcs</p> 	<p>FTX6514 - Pin 2x11 6pcs</p> 	<p>FTX6336 - Hinge Pins(long & short) 2 sets</p> 	<p>FTX6442 - One Way Bearing 1pc</p> 
<p>FTBB10 - Ball Bearing 15x10x4 6pcs</p> 	<p>FTBB16 - Ball Bearing 10x5x4 6pcs</p> 	<p>FTBB14 - Ball Bearing 8X5X2.5 6pcs</p> 	





PARTS LIST

<p>FTX6515 - E clip-8mm 4pc</p> 	<p>FTX6516 -E clip-4mm 6pc</p> 	<p>FTX6517 -E clip-2.5mm 6pc</p> 	<p>FASTM3 - Nylon Lock Nut M3 6pc</p> 
<p>FASTM4 - Nylon Lock Nut-M4 6pc</p> 	<p>FTX6518 - Round Head Self Tapping Hex Screw 2x6 4pcs</p> 	<p>FTX6519 - Round Head Self Tapping Hex Screw 2x10 6pc</p> 	<p>FTX6520 - Round Head Self Tapping Hex Screw 3x15 8pc</p> 
<p>FTX6522 - Round Head Self Tapping Hex Screw M3x6 6pc</p> 	<p>FTX6525 - Button Head Hex Screw M3x8 6pc</p> 	<p>FTX6526 - Button Head Hex Screw M3x10 6pc</p> 	<p>FTX6527 - Button Head Hex Screw M3x12 6pc</p> 
<p>FTX6528 - Button Head Hex Screw M3x14 6pc</p> 	<p>FTX6530 - Ring Self Tapping Screw 3x4 4pc FTX6531 - Ring Self Tapping Screw 3x6 6pc</p> 	<p>FAST122 - Set Screw M3x3 6pc</p> 	<p>FAST123 - Set Screw M4x4 6pc</p> 
<p>FTX6543 - set screw M4x10 6pc</p> 	<p>FAST114 - Cap Head Hex Screw M3x8 6pc</p> 	<p>FTX6542 - Cap Head Hex Screw M3x10 6pc</p> 	<p>FAST115 - Cap Head Hex Screw M3x10 6pc</p> 
<p>FTX6532 - Cap Head Hex Screw M3x14 6pc</p> 	<p>FAST117 - Cap Head Hex Screw M3x15 6pc</p> 	<p>FAST118 - Cap Head Hex Screw M3x18 6pc</p> 	<p>FAST119 - Cap Head Hex Screw M3x25 6pc</p> 





PARTS LIST

<p>FTX6533 - Cap Head Hex Screw M3x28 6p</p> 	<p>FTX6535 - Flat Head Hex M3x8 6pc</p> 	<p>FTX6536 - Flat Head Hex Screw M3x10 8p</p> 	<p>FTX6537 - Flat Head Hex Screw M3x12 6p</p> 
<p>FTX6538 - Flat Head Hex Screw M3x14 6p</p> 	<p>FTX6539 - Flat Head Hex Screw M3x18 3p</p> 	<p>FTX6540 - Flat Head Hex Screw M3x20 6p</p> 	<p>FTX6541 - Flat Head Hex Screw M3x36 6p</p> 
<p>ET1060 - 2.4GHz Transmitter 1pc</p>  <p>ET1095 - 2.4GHz Receiver 1pc</p> 	<p>ET0255 - Battery Case 1pc</p>  <p>ET0783 - switch 1pc</p> 	<p>FTX6559 - 3kg/cm Servo 1pc</p> 	<p>FTX6340 - MT Clear Body 1pc</p> 
<p>FTX6342 - ST Printed Body 1pc (Option)</p> 	<p>FTX6341 - ST Printed Body 1pc</p> 	<p>FOR ENGINE PARTS LIST PLEASE REFER TO DRAWING ON PAGE 12</p>	





UPGRADE PARTS LIST

<p>FTX6351 - Front Shock Plate (Carbon) 1 set</p> 	<p>FTX6352 - Rear Shock Plate (Carbon) 1 Set</p> 	<p>FTX6355 - Body Post (AL) 2pc</p> 	<p>FTX6356 - Front Shocks (AL) 2pc</p> 
<p>FTX6357 - Rear Shocks (AL) 2pc</p> 	<p>FTX6358 - Front Lower Susp. Arm (AL) 2pc</p> 	<p>FTX6359 - Rear Lower Susp. Arm (AL) 2pc</p> 	<p>FTX6360 - Steering Ackerman (AL) 1pc</p> 
<p>FTX6361 - Front Susp. Holders (AL) 1Set</p> 	<p>FTX6378 - Front & Rear Brace (AL) 1Set</p> 	<p>FTX6362 - Rear Susp. Holders (AL) 1Set</p> 	<p>FTX6363 - Rear Hub Carrier (AL) 2pc</p> 
<p>FTX6379 - Front Top Plate (Carbon) 1pc</p> 	<p>FTX6364 - Steering Knuckle Arm (AL) 2 Set</p> 	<p>FTX6365 - Wheel Hub (AL) 4pc</p> 	<p>FTX6380 - Upper Plate (AL) 1pc</p> 
<p>FTX6381 - Tuned Pipe (AL) 1Set</p> 	<p>FTX6382 - Chassis Brace mount (AL) 1pc</p> 	<p>FTX6366 - Wheelie Set 1Set</p> 	<p>FTX6367 - Alum Steering Arm 2pc</p> 
<p>FTX6368 - Alum Knuckle Arm 2pc</p> 			

