



HB TOYS



# WILDERNESS

R/C 4WD TRAIL CRAWLER MANUAL

遥控四驱攀爬车说明书



Whether you are a beginner or professional, carefully read the ENTIRE instruction manual and inspect all the components are setting correctly before operating, to avoid unnecessary losses.

无论您是初学者或专业人士，在开始使用该产品前，请务必先认真阅读说明书，检查完各部件设定正常，以减少不必要的损失。

V2024.12

## Precautions 注意事项

1. Play away from the crowd, children need to be under adult supervision, need to be more than 14 years old.  
玩车远离人群，儿童需在成人监护下使用，需大于14周岁。
2. If there is any overheating deformation when the battery is charging, it will be interrupted immediately.  
Do not out of watching for a long time when is charging.  
电池充电时有任何过热变形，立即中断。不得长时间无人看守充电。
3. When the battery is low, it should be replaced in time. After running the car, you need to power off to store.  
电池电量不足时要及时更换，跑完车需要断电存放。
4. The remote control system has a variety of different functions and settings, ensuring that all function settings are fully understood before initial contact. Failure to operate the product correctly can result in damage to the product, personal property and cause serious injury. This is a sophisticated hobby product. It must be operated with caution and common sense and requires some basic mechanical ability.  
遥控系统有各种不同的功能和设置，初次接触前确保所有的功能设置完全理解。未能正确操作产品可能会导致损坏产品，个人财产和造成严重伤害。这是一个复杂的爱好产品。它必须谨慎和常识操作，并需要一些基本的机械能力。

## Product specification 产品规格参数

Length 车长:	568mm
Width 车宽:	247mm
Height (chassis) 车高:	260.5mm

Tyre Diameter/Width 轮胎:	118mm/48mm
Wheelbase 轴距:	313mm

## Repair service 维修服务

1. The vehicle needs regular maintenance, especially the parts of the activity. Every time the sports car is finished, it will remove the dust and debris.  
车辆需要经常保养，特别是活动的零件部位，每次跑车完及时清除上面的尘土杂物。
2. Regularly check the screws on the car and tighten them if necessary.  
定期检查车上有螺丝的地方，有必要就拧紧加固。
3. Always check the place where the car is easy to wear, and replace it if necessary.  
经常检查车上面容易磨损的地方，有必要就换掉。
4. All parts can be found as parts on the exploded map. Damage can be ordered at the retailer. If you have any questions, you can ask for help at the retailer.  
所有的零件都可以作为散件在爆炸图上找到编号，有损坏可以在零售商订购更换。有任何问题，都可以在零售商寻求帮助。

## The characteristics of this model 本模型特性

Simulation car lighting effect  
全新独特设计，仿真车灯光效果

High and low speed switch  
全新独特设计，高低速任意切换

Strong 550 motor  
强劲550马达

Aluminum adjustable motor mount and metal pinion gear  
铝合金可调马达座，机加工马达钢齿

6kg gear Servo \*1, and 9g Servo \*1  
6kg伺服器\*1，9g小伺服\*1

Imported High Precision sealed ball bearing  
全车采用进口高精度轴承

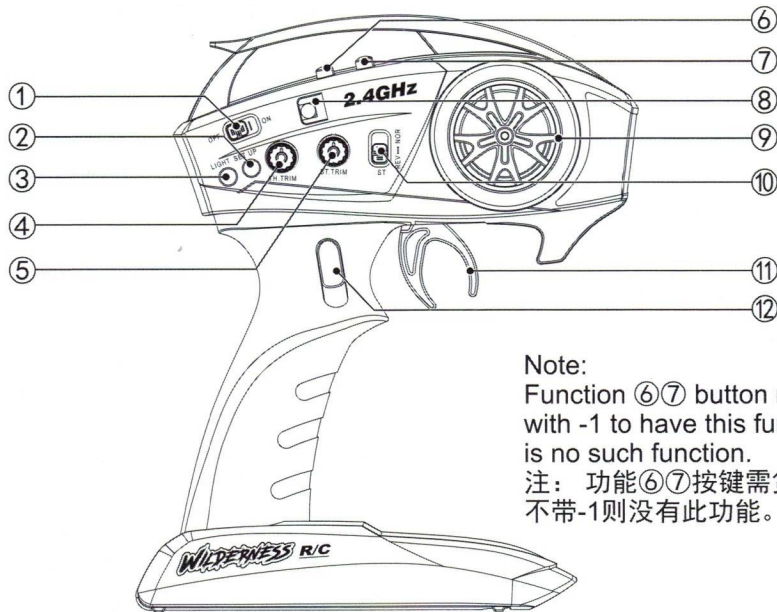
Metal frame  
金属大梁

Hardened steel universal drive shaft 6pcs  
全车金属万向传动轴\*6

Aluminum alloy hydraulic adjustable shock absorber  
铝合金液压可调整避震器

Unique steering shock absorber design  
独特设计，转向避震器

# Transmitter function 遥控器按键功能图



Note:  
Function ⑥⑦ button needs the item number with -1 to have this function, without -1 there is no such function.  
注：功能⑥⑦按键需货号带-1才有此功能，不带-1则没有此功能。

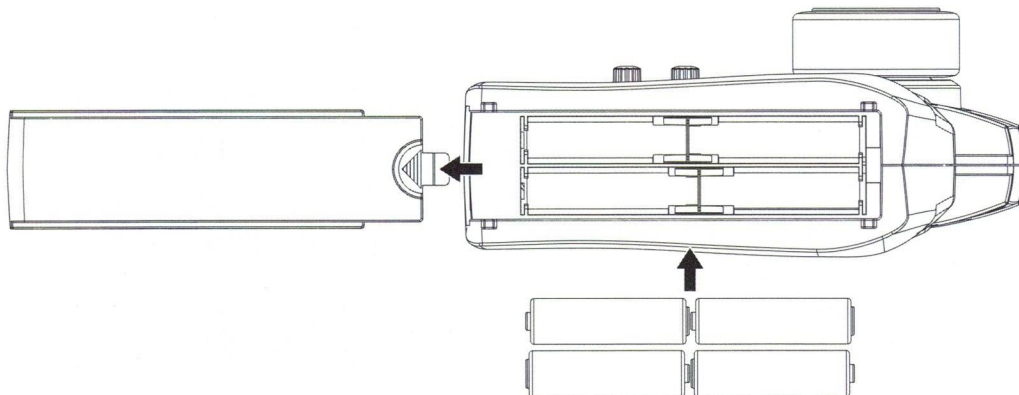
- |  |   |                                       |
|--|---|---------------------------------------|
| 1. Power switch<br>电源开关                  | 5. Steering servo trimmer<br>转向舵机微调         | 9. Steering wheel<br>转向轮              |
| 2. Set button/Winch control<br>设置按键/绞盘控制 | 6. Rear differential lock button<br>后差速锁按键  | 10. Steering reverse switch<br>转向正反开关 |
| 3. Light control<br>灯光控制                 | 7. Front differential lock button<br>前差速锁按键 | 11. Throttle/Brake trigger<br>油门/刹车扳手 |
| 4. Cruise control<br>定速巡航                | 8. Indicator light<br>指示灯                   | 12. High and Low speed shift<br>高低速度档 |

Note: The rear differential lock is button (CH6), on indicates that the rear differential lock is locked, off indicates that the rear differential lock is not locked. The front differential lock button (CH4). If on, the front differential lock is locked. If off, the front differential lock is not locked. By default, the differential lock is not locked when the power is on after matching frequency.

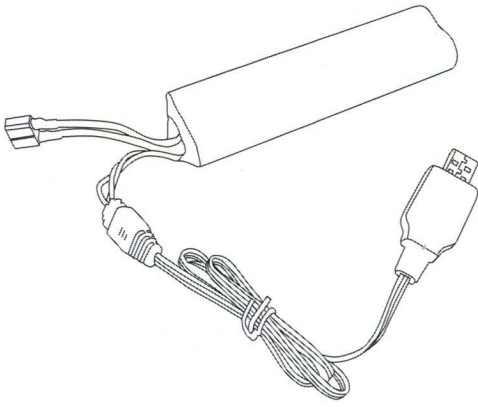
注：后差速锁按键(CH6)，灯亮表示后差速锁锁定，灯灭表示后差速锁未锁定；前差速锁按键(CH4)，灯亮表示前差速锁锁定，灯灭表示前差速锁未锁定；开机对频默认前后差速锁未锁定。

## Install batteries in the transmitter 遥控器电池安装

- Slide in the direction of the arrow to remove or install the transmitter battery cover.  
按箭头方向滑动，拆下遥控器电池盖。
- Insert 4\*1.5V AA batteries according to the indicated positive and negative direction, close the battery cover.  
按照遥控器指示的正负极，正确装入4节1.5V AA电池，再重新盖上电池盖。



## Battery charging 电池充电



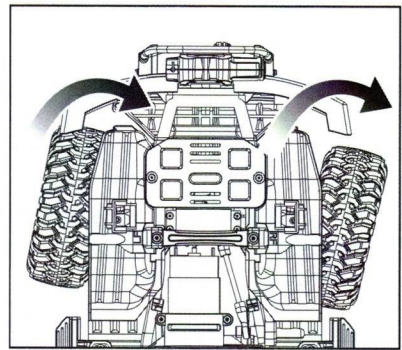
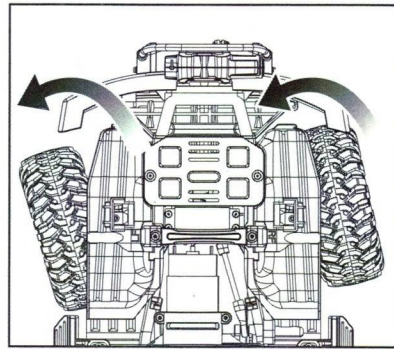
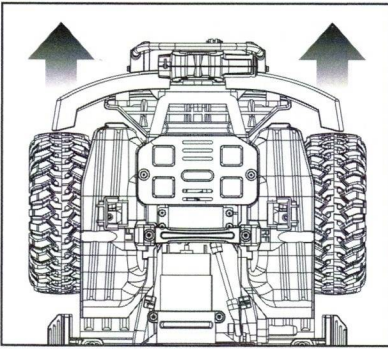
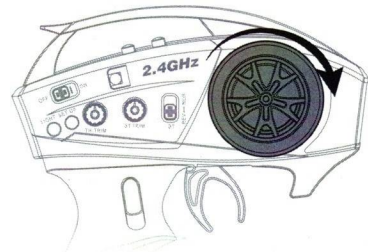
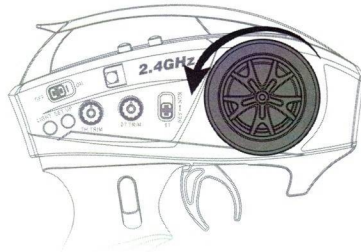
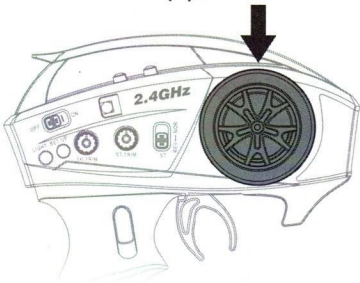
NOTE: Charging time for battery is around 5 hours.  
注：电池充电时间约为5小时。

## Steering 转向

Middle  
中位

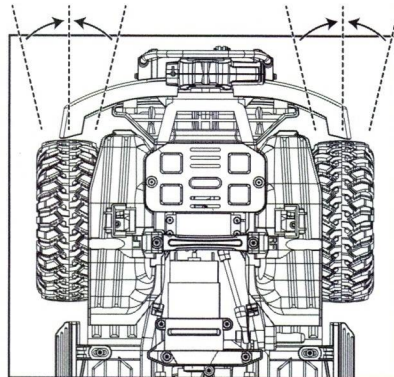
Turn left  
左转

Turn right  
右转

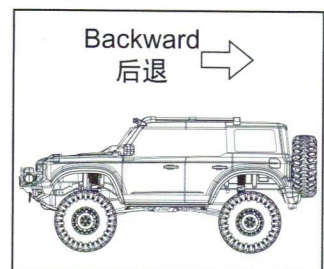

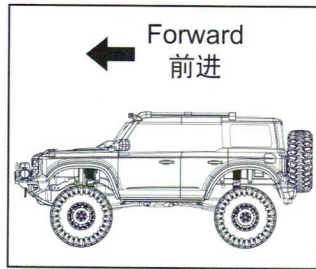
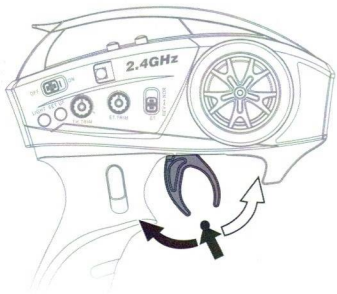


## Steering trimming 转向微调

If the car cannot go straightly during driving, it can be adjusted through the steering trimming.  
车辆行驶过程中如无法直线行驶，可通过此微调进行调整。

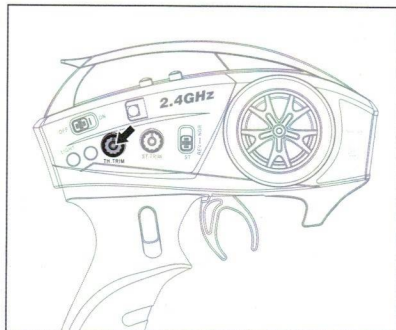


## Throttle 油门



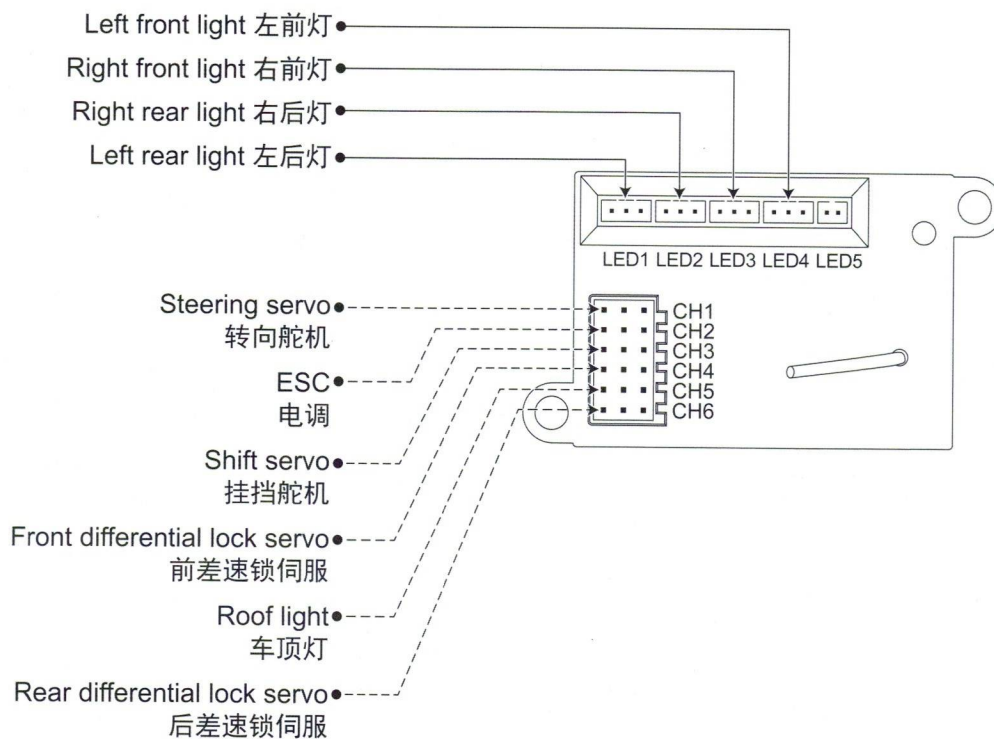
## Cruise control 定速巡航

Which maintains vehicle speed for more comfortable long-distance travel.  
该功能可以维持车辆行驶速度，使长距离行驶时更舒适。

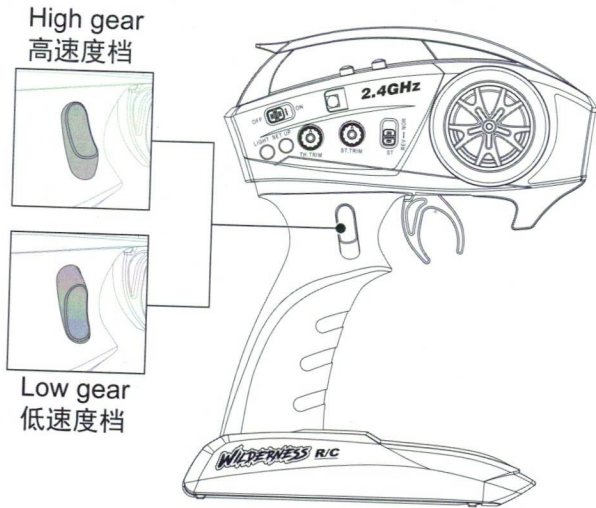


To operate Cruise Control, adjust the knob on the transmitter to lock the speed in. Your model will continue at the set speed until you apply the brakes.  
使用巡航控制时，调节遥控器上的旋钮以锁定车速。车辆会以设定的速度行驶，直到您刹车为止。

## Receiver 接收器

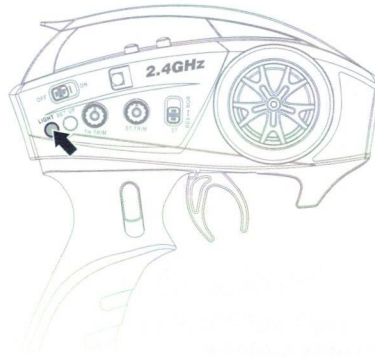


## High and Low speed shift switch 高低速度档开关



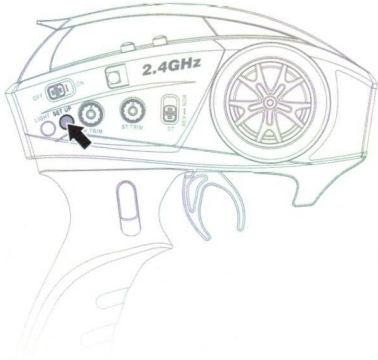
## Light control 灯光控制

Click to turn on the front and rear lights, and press twice in succession to turn on the roof lights.  
按一下开启前后车灯，连续按两下开启车顶灯。



## Winch control 绞盘控制

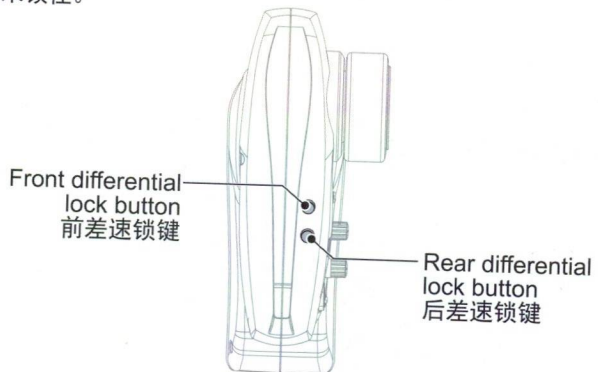
Long press the winch control button on the remote control to control the retracting function. Each time the contraction changes, the button needs to be released and long pressed again to change the contraction function.  
长按遥控器绞盘控制按钮控制收缩功能，每次收缩变换时，按钮需松开后重新长按才能变换收缩功能。



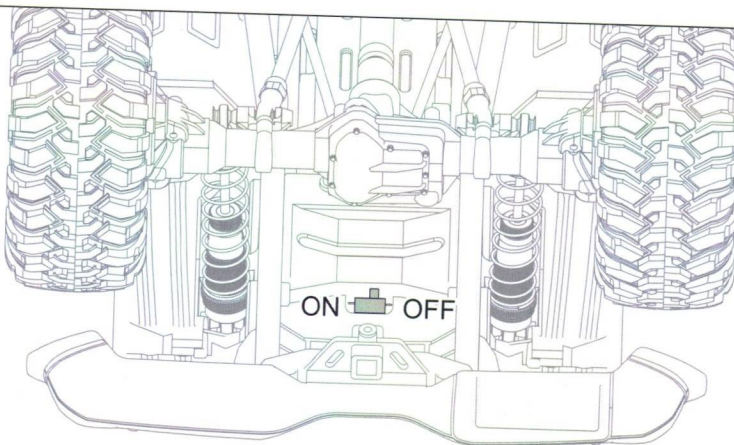
## Front and rear differential lock buttons 前后差速锁按键

Press the differential lock button. The indicator light will be on to indicate that the differential lock is engaged, and the indicator light will go out to indicate that the differential lock is not engaged.

按下差速锁按键，指示灯亮表示差速锁锁住，指示灯灭表示未锁住。



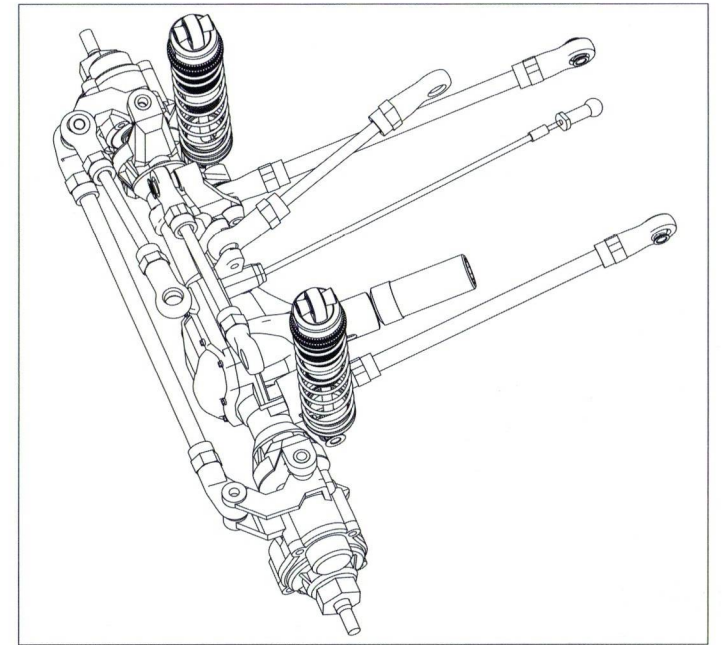
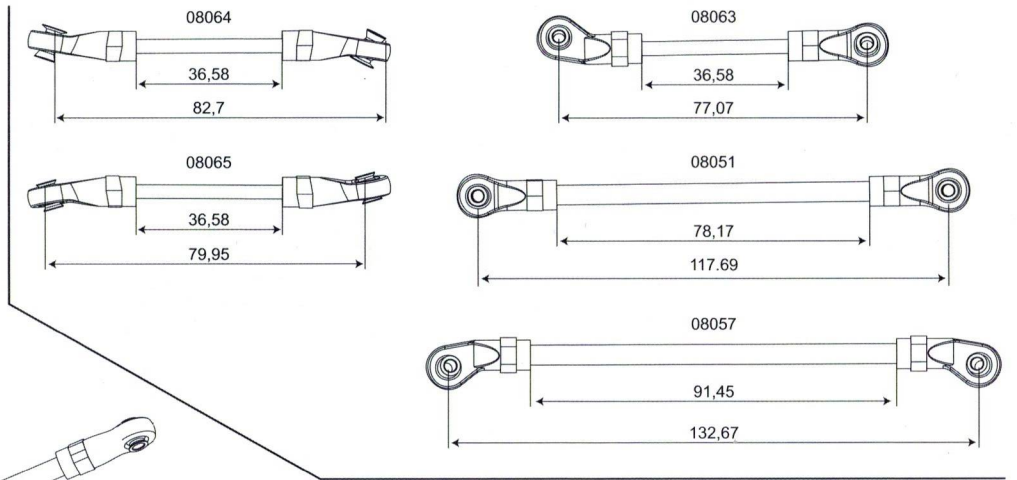
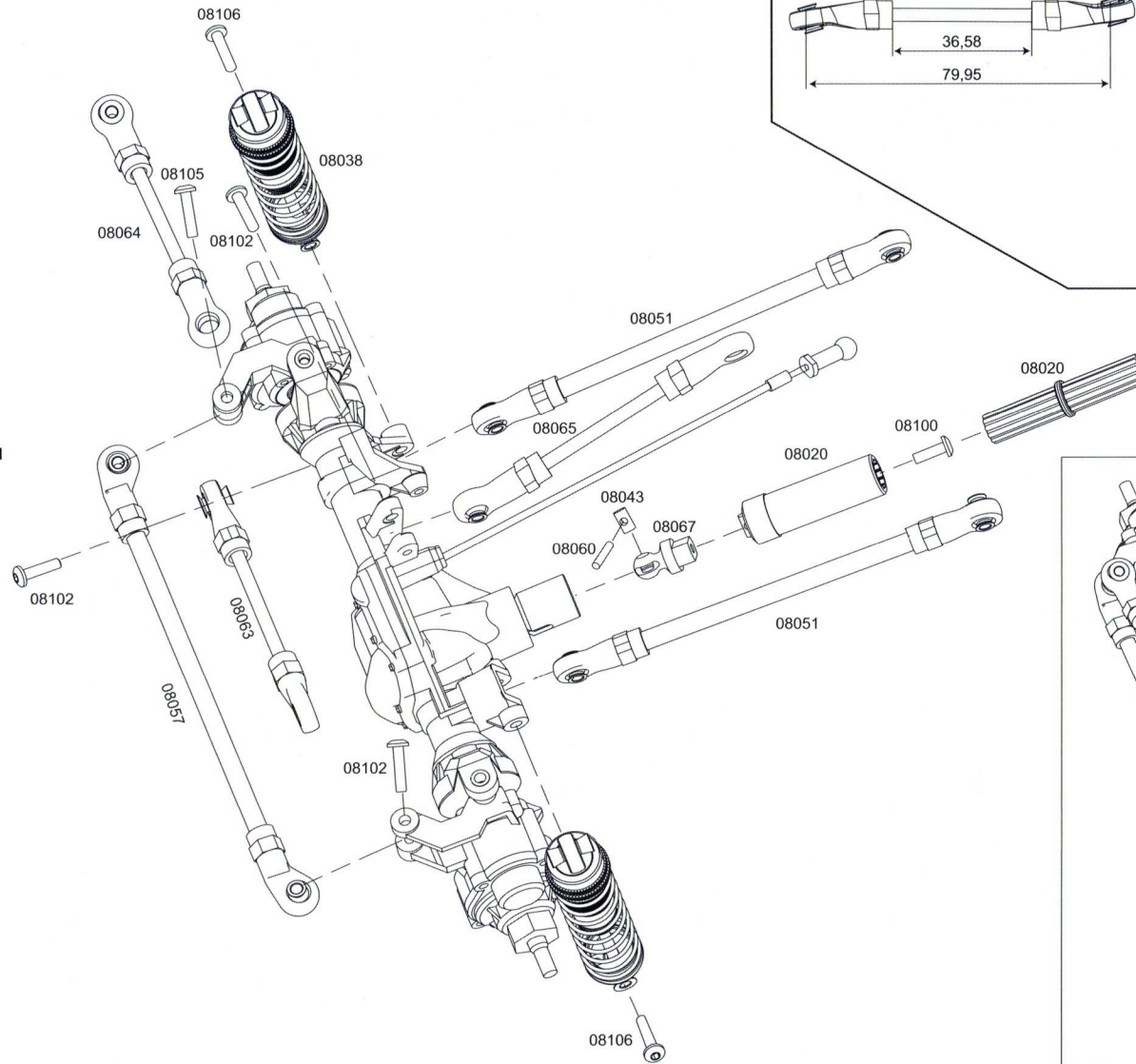
## Power switch 电源开关





# Front Assembly 前桥组

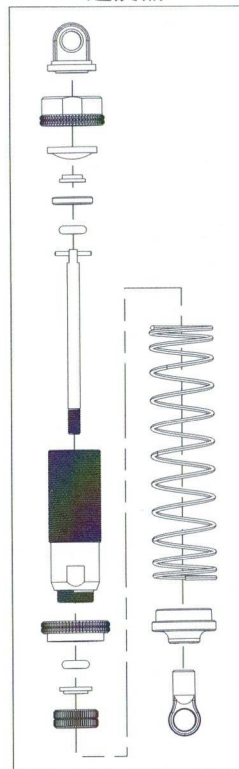
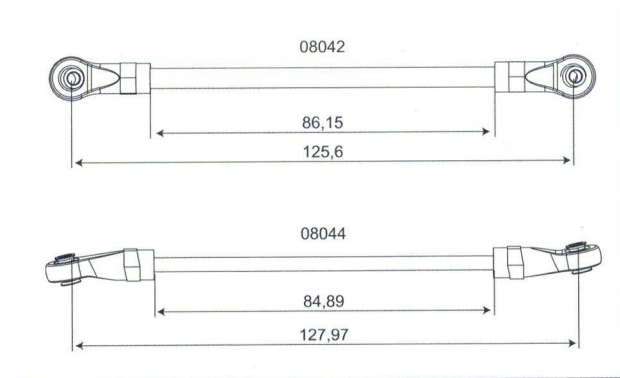
-7-



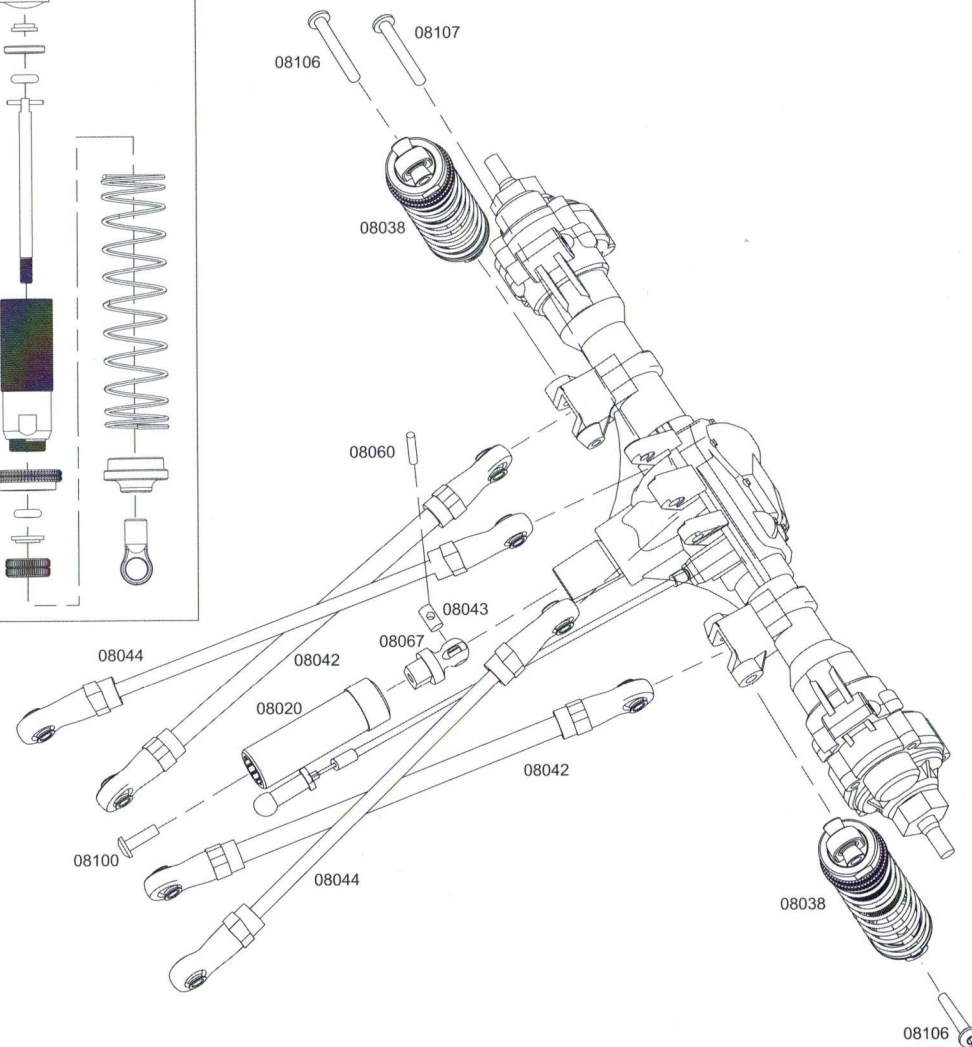
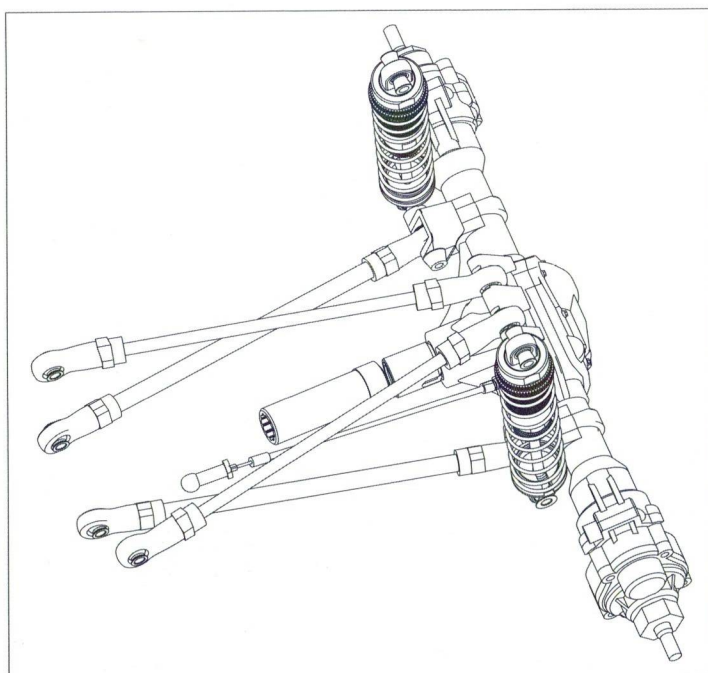


# Rear Assembly 后桥组

## Shock Assembly 避震器



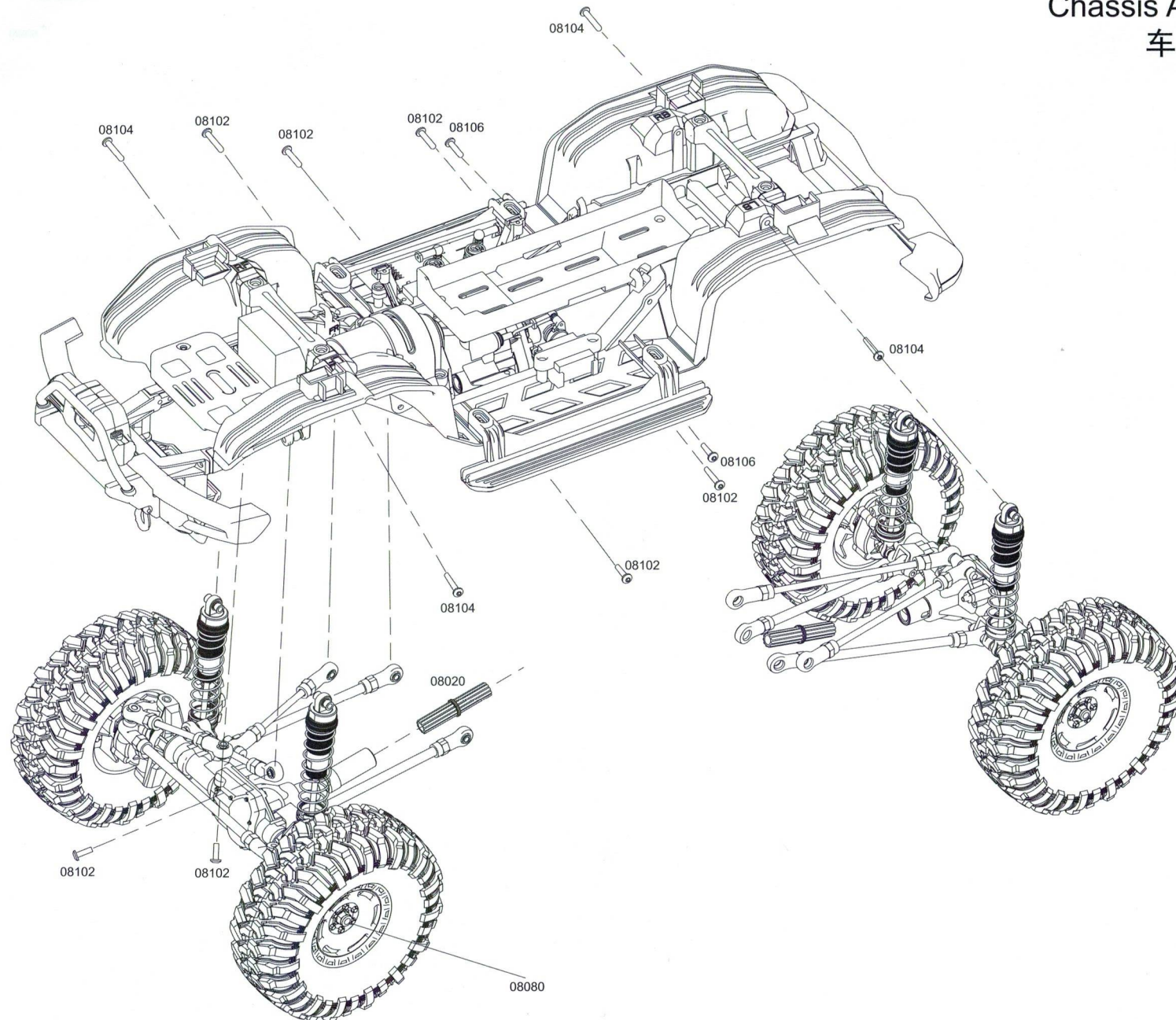
-6-





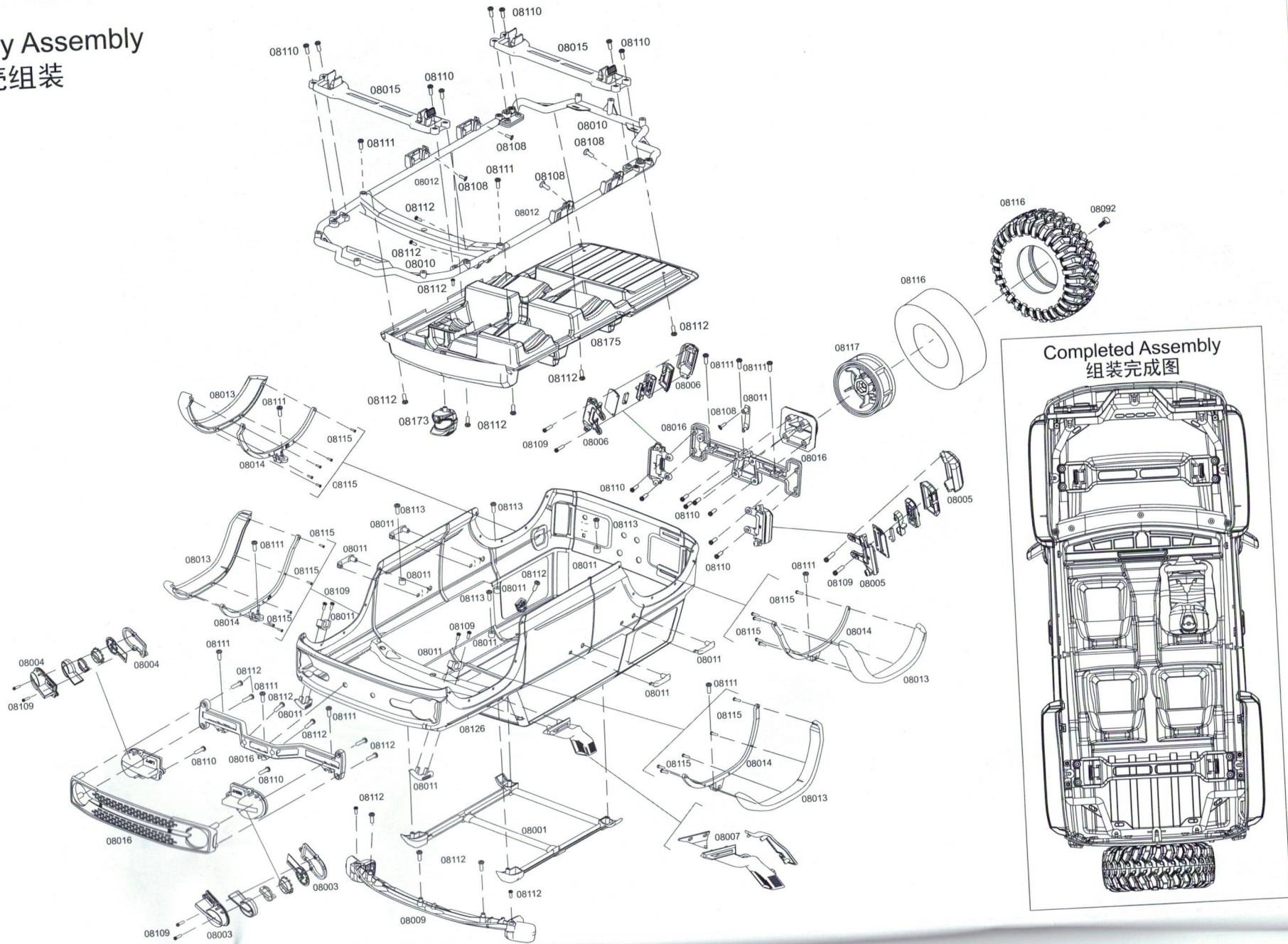


# Chassis Assembly 车身中段组


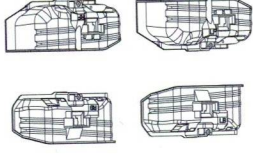
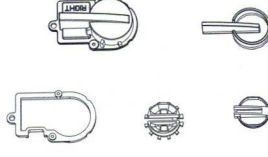

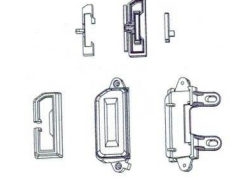
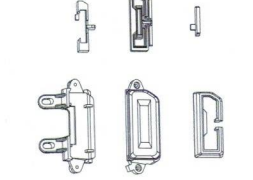
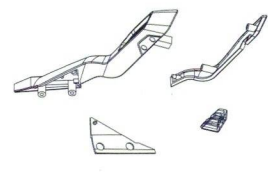

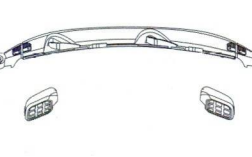
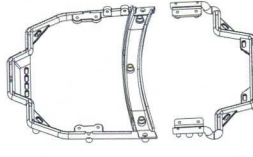
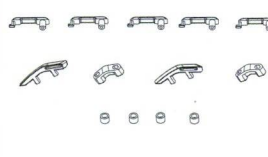
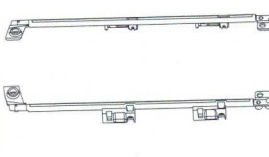





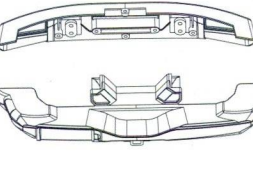
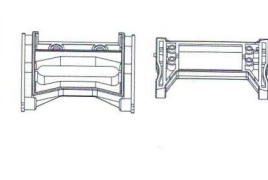
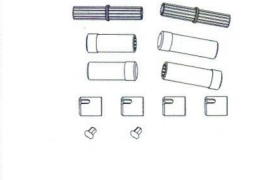


# Body Assembly 车壳组装

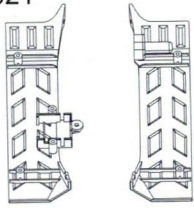

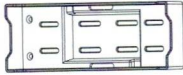
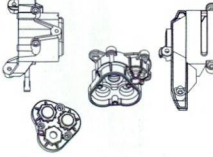
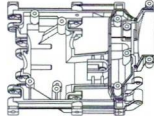

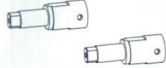
-13-



# Parts list 配件表


<p>08001</p> 	<p>08002</p> 	<p>08003</p> 	<p>08004</p> 
<p>Roof rack 车顶架</p>	<p>Wheel pack 轮包</p>	<p>Right front lamp 右前灯组</p>	<p>Left front lamp 左前灯组</p>
<p>08005</p> 	<p>08006</p> 	<p>08007</p> 	<p>08008</p> 
<p>Right rear lamp 右后灯组</p>	<p>Left rear lamp 左后灯组</p>	<p>Wading pipe parts 涉水喉件</p>	<p>Receiver 接收机</p>
<p>08009</p> 	<p>08010</p> 	<p>08011</p> 	<p>08012</p> 
<p>Wiper piece set 雨刷件组</p>	<p>Front and rear body shell post 车壳前后支架</p>	<p>Car shell accessories 车壳小配件</p>	<p>Connectors of left and right car shell 车壳左右连接件</p>
<p>08013</p> 	<p>08014</p> 	<p>08015</p> 	<p>08016</p> 
<p>Wheel eyebrow 轮眉</p>	<p>Wheel eyebrow press piece 轮眉压件</p>	<p>Car shell fastener 车壳卡扣件</p>	<p>Front and rear lamp rack/ Spare tire rack 前后灯架/备胎组</p>
<p>08017</p> 	<p>08018</p> 	<p>08019</p> 	<p>08020</p> 
<p>Foot readles 脚踏板</p>	<p>Front and rear bumper 前后护架</p>	<p>Girder connector 大梁连接件</p>	<p>Front and rear trunk drive rod 前后宝箱传动杆</p>

# Parts list 配件表

<p>08021</p> 	<p>08022</p> 	<p>08023</p> 	<p>08024</p> 
<p>Left and right guard board 左/右护板</p>	<p>Wheel pack connector 轮包连接件</p>	<p>Rear hub 后轮轴座</p>	<p>Front portal axle housing 前桥箱</p>
<p>08025</p> 	<p>08026</p> 	<p>08027</p> 	<p>08028</p> 
<p>Front axle seat 前桥轮轴座</p>	<p>Battery case 电池仓</p>	<p>Front bumper 前防撞架</p>	<p>Reduction gearbox 变速箱</p>
<p>08029</p> 	<p>08030</p> 	<p>08031</p> 	<p>08032</p> 
<p>Rear portal axle housing 后桥箱</p>	<p>Reduction gearbox mount 变速箱座</p>	<p>Car bottom clamp wire piece 车底卡线件</p>	<p>WP-1060-BRUSHED SBEC-RTR 电调</p>
<p>08033</p> 	<p>08034</p> 	<p>08036</p> 	<p>08037</p> 
<p>Servo 9g舵机</p>	<p>Speed conversion paddles 高低速拨叉</p>	<p>Linkage mount 拉杆固定座</p>	<p>Brushed motor 550有刷马达</p>
<p>08038</p> 	<p>08039</p> 	<p>08040</p> 	<p>08041</p> 
<p>Shock absorber 避震器</p>	<p>Servo 6kg舵机</p>	<p>Drive shaft 传动轴5.9*38</p>	<p>Cup parts 介杯10*28.2</p>

# Parts list 配件表

08042




Rear deck linkage (Low)  
后桥拉杆下

08043



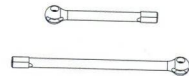
Universal positioning axis  
万向定位轴 3.4\*6

08044



Rear deck linkage (Up)  
后桥拉杆上

08045



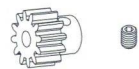
Front universal  
transmission lever group  
前万向传动杆组

08046



Trailer hook  
拖车钩

08047



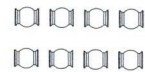
Motor gear  
电机牙

08048



Super gear  
减速大齿

08049




Hollow ball head  
空心球头5.8\*7\*3

08050



Hollow ball head  
空心球头5.8\*11.7\*3

08051



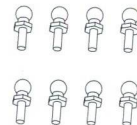
Front deck linkage (Low)  
前桥拉杆下

08052



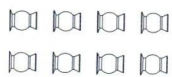
Rear edge power  
input gear  
后轮边动力输入齿

08053



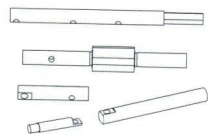
Ball head screw  
H4球头螺丝

08054



Hollow ball head  
空心球头5.8\*8.2\*3

08055



Speed conversion axle  
换速轴组

08056



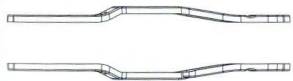
Steering arm  
舵机臂

08057



Steering linkage  
转向拉杆

08058



Chassis frame  
大梁

08059



Front edge power input gear  
前轮边动力输入齿

08060



Optical axis  
光轴2\*10

08061



Hollow column  
空心柱4.9\*3\*4.3

# Parts list 配件表

08062



Steering gear parts  
9g舵机配件组

08063



Anti-toppling tie rod  
防倾拉杆

08064



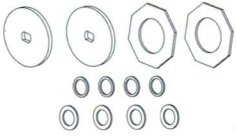
Short turn tie bar  
转向短拉杆

08065



Front deck linkage (Up)  
前桥拉杆上

08066




Shims  
垫片组

08067



Universal ball joint  
万向球

08068



Rear drive shaft  
后传动轴

08069



Motor mount  
电机座

08070



Ball bearing  
轴承13\*6\*5

08071



Ball bearing  
轴承18\*12\*4

08072




Ball bearing  
轴承10\*5\*4

08073



Ball bearing  
轴承12\*6\*4

08074



Ball bearing  
轴承14\*8\*4

08075



Ball bearing  
轴承15\*10\*4

08076



Ball bearing  
轴承11\*5\*4

08077



Ball bearing  
轴承8\*5\*2.5

08078



Optical axis  
光轴2\*12

08079




Universal cup parts  
万向介杯

08080



Flange lock nuts  
M4法兰防松螺母

08081

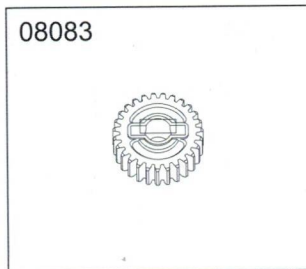


M4 Lock nut  
M4防松螺母


# Parts list 配件表




08082  
Two stage input gear  
36 teeth  
二级输出齿36牙



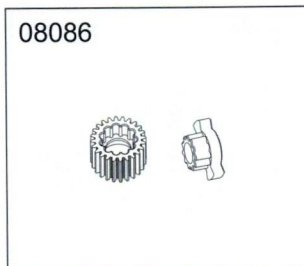
08083  
Power output gear  
27 teeth  
动力输出齿 27牙



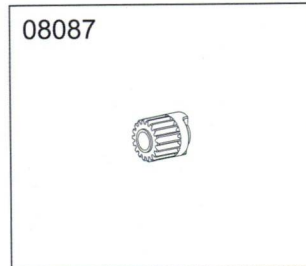
08084  
Axle power input gear  
车桥动力输入齿



08085  
Edge reduction gear  
23 teeth  
轮边减速齿23牙



08086  
One level output gear  
24 teeth  
一级输出齿24牙




08087  
Two stage input gear  
18 teeth  
二级输入齿18牙



08088  
One level output gear  
30 teeth  
一级输入齿30牙



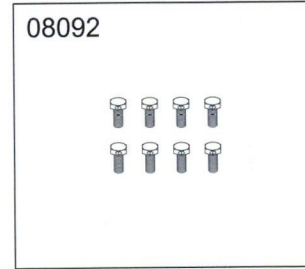
08089  
Flat head screws  
平头内六角螺丝M2\*10



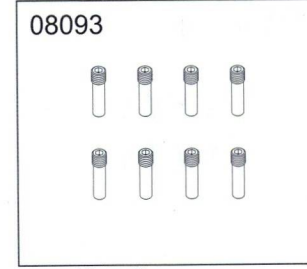
08090  
Cap head screws  
杯头内六角螺丝M2\*12



08091  
Button head screws  
盘头内六角螺丝M2.5\*5



08092  
Hexagon head screw  
六角头螺丝M4\*10



08093  
Headless screw  
无头螺丝M2.5\*12



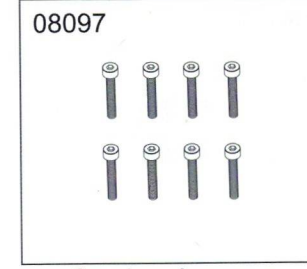
08094  
Button head screws  
盘头内六角螺丝M3\*6




08095  
Flat head screws  
平头内六角螺丝M3\*8



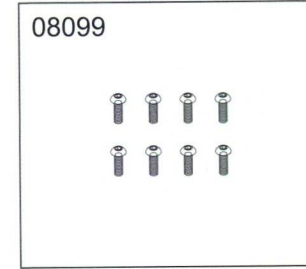
08096  
Cap head screws  
杯头内六角螺丝M2.5\*10



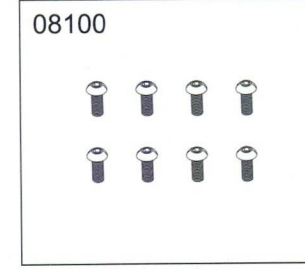
08097  
Cap head screws  
杯头内六角螺丝M2.5\*16



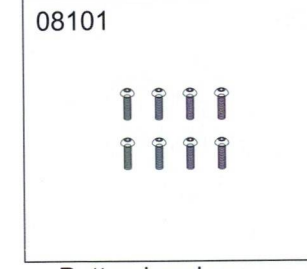
08098  
Flat head screws  
平头内六角螺丝M3\*8



08099  
Button head screws  
盘头内六角螺丝M3\*10

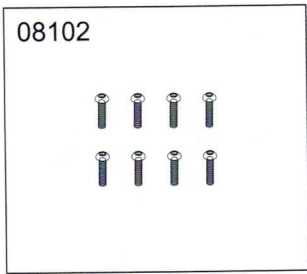


08100  
Button head screws  
盘头内六角螺丝M3\*8



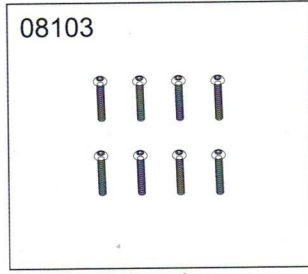
08101  
Button head screws  
盘头内六角螺丝M3\*12

# Parts list 配件表




08102

Button head screws  
盘头内六角螺丝M3\*14




08103

Button head screws  
盘头内六角螺丝M3\*20




08104

Button head screws  
盘头内六角螺丝M3\*22




08105

Button head screws  
盘头内六角螺丝M3\*24




08106

Button head screws  
盘头内六角螺丝M3\*25



08107

Button head screws  
盘头内六角螺丝M3\*28




08108

Button head self-tapping screws  
盘头十字自攻螺丝M2.3\*6\*5




08109

Button head self-tapping screws  
盘头十字自攻螺丝M1.7\*6



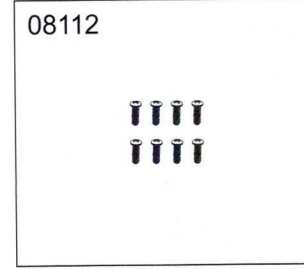
08110

Button head self-tapping screws  
盘头十字自攻螺丝M3\*8



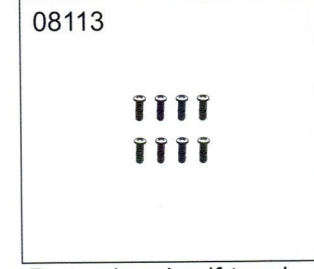
08111

Button head self-tapping screws  
盘头十字自攻螺丝M3\*10



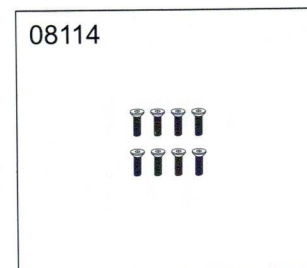
08112

Button head self-tapping screws  
盘头十字自攻螺丝M2.6\*7



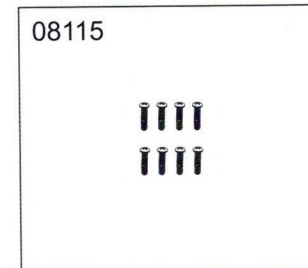
08113

Button head self-tapping screws  
盘头十字自攻螺丝M2.3\*8




08114

Flat head screws  
平头内六角螺丝M2.5\*8



08115

Button head self-tapping screws  
盘头十字自攻螺丝M2\*12



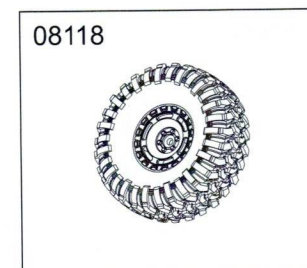
08116

Tires & foams  
轮皮/海绵



08117

Rims  
轮毂



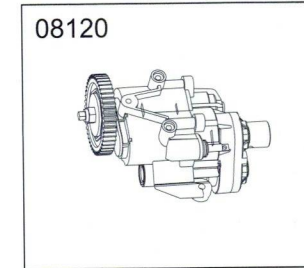
08118

Wheels  
轮子



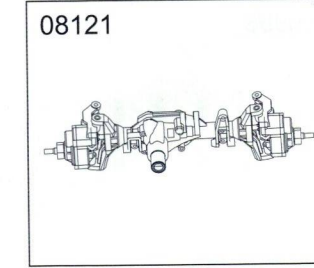
08119

Transmitter  
遥控器



08120

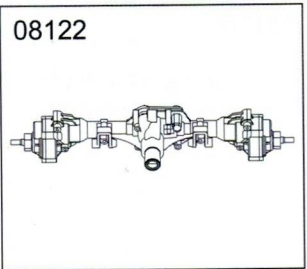
Reduction gearbox  
变速箱



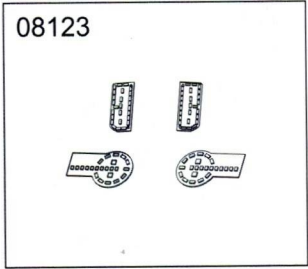
08121

Front axle assembly  
前桥

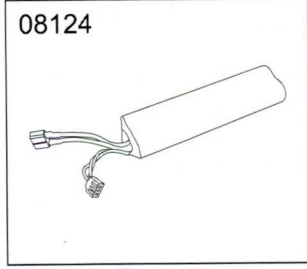
# Parts list 配件表



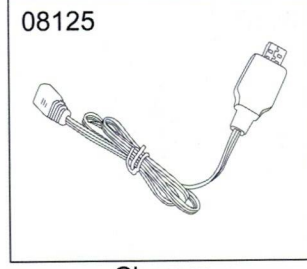
08122  
Rear axle assembly  
后桥



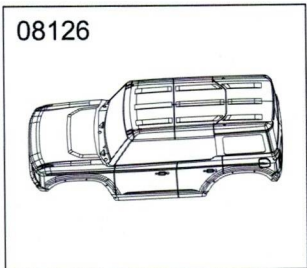
08123  
Light panel  
灯板组




08124  
Battery  
7.4V 2S电池



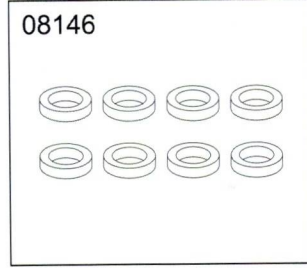
08125  
Charger  
USB充电器



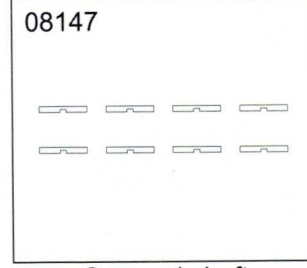
08126  
Body  
HB-R1001-03车壳




08145  
Front and rear  
differential lock pull cord  
前后差速锁拉绳



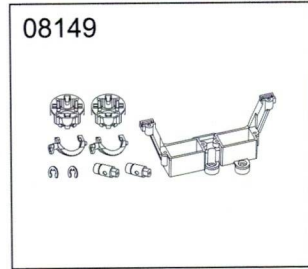
08146  
Ball bearing  
轴承21\*15\*4



08147  
Grooved shaft  
凹槽轴



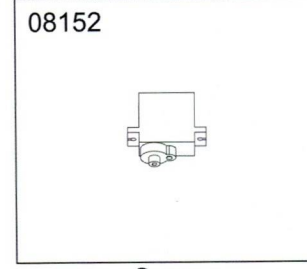
08148  
Differential gear  
差速牙轮



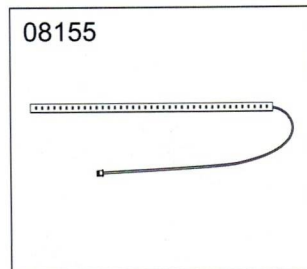
08149  
Differential lock  
accessories  
差速锁配件



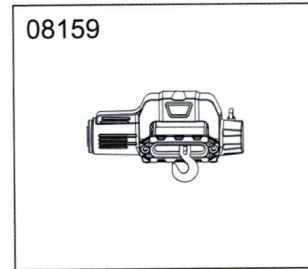
08151  
Flat head screws  
平头内六角螺丝M2.0\*8



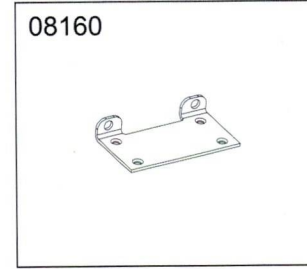
08152  
Servo  
9g舵机(底部出线)




08155  
Roof light bar set  
车顶灯组



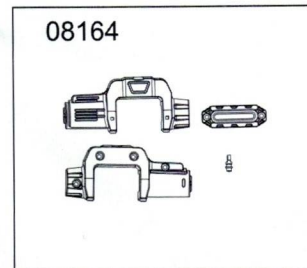
08159  
Winch wave box  
绞盘波箱



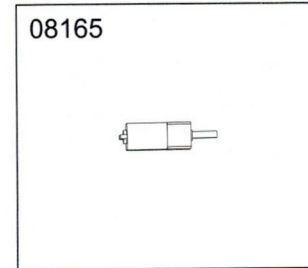
08160  
Reinforcing sheet  
补强片



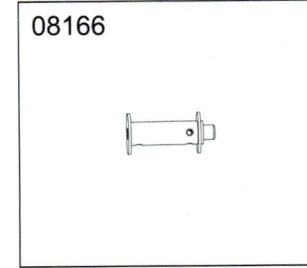
08161  
Differential  
差速器



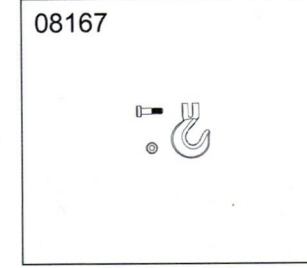
08164  
Winch treasure chest  
绞盘宝箱



08165  
Reducer  
减速机



08166  
Winch wheel  
绞盘轮



08167  
Trailer hitch  
拖车钩

# Parts list 配件表

08168



Trailer hitch 2  
拖车钩2

08169



Button head self-tapping  
screws  
盘头十字自攻螺丝M2\*6

08173



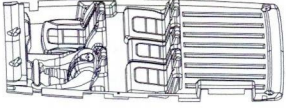
Head of doll  
公仔头

08174



Roof light bar set  
车顶灯组

08175



Lining  
内衬